



# Harry Potter BINGO

1. CUT OUT THE CALLING CARDS AND THE BINGO CHIPS. FOLD THE CALLING CARDS IN HALF AND PLACE THEM IN A BOWL.
2. GIVE EACH CHILD A BOARD AND BINGO CHIPS. EACH PLAYER MAY COVER THEIR FREE SPACE WITH A BINGO CHIP.
3. WHEN EVERYONE IS READY, HAVE ONE ADULT DRAW A CALLING CARD AND READ IT TO THE PLAYERS. EVERYONE MAY COVER THE CORRESPONDING ICON ON THEIR BOARDS WITH A BINGO CHIP.
4. CONTINUE DRAWING CALLING CARDS UNTIL ONE PLAYER GETS FIVE CHIPS IN A ROW, (VERTICALLY, HORIZONTALLY OR DIAGONALLY). THAT PLAYER IS THE WINNER!





PLATFORM  
9 3/4



A  
GOLDEN KEY



ALBUS  
DUMBLEDORE



A WAND



A GRYFFINDOR  
SCARF



A SCROLL



RON WITH  
HIS WAND



THE GOBLET  
OF FIRE




HARRY PLAYING  
QUIDDITCH



A BROOMSTICK



RUBEUS  
HAGRID



THE DEATHLY  
HALLOWS  
SYMBOL



HARRY POTTER  
AND  
HEDWIG



A QUILL



HARRY'S  
LIGHTNING BOLT  
SCAR



RON WEARING  
THE  
SORTING HAT



A KNIGHT FROM  
WIZARD'S CHESS



HEDWIG



THE  
SORTING HAT



A CAULDRON



OWL POST



HERMIONE  
IN HER  
SCARF




THE  
GOLDEN  
SNITCH



HERMIONE  
WITH HER  
WAND



# Harry Potter BINGO



Free  
Space





# Harry Potter BINGO

		Free Space		




# Harry Potter BINGO

		<p>Free Space</p>		



# Harry Potter BINGO



Free  
Space








# Harry Potter BINGO

		<p>Free Space</p>		



# Harry Potter BINGO

		Free Space		




# Harry Potter BINGO

		<b>Free Space</b>		




# Harry Potter BINGO



		<b>Free Space</b>		



# Harry Potter BINGO



Free  
Space






# Harry Potter BINGO

				
				
		<b>Free Space</b>		
				
				



# Harry Potter BINGO

				
				
		<p>Free Space</p>		
				
				



# Harry Potter BINGO

				
				
		<b>Free Space</b>		
				
				