

Mermaid Bingo

INSTRUCTIONS


1. CUT OUT THE CALLING CARDS AND THE BINGO CHIPS. FOLD THE CALLING CARDS IN HALF AND PLACE THEM IN A BOWL.

2. GIVE EACH CHILD A BOARD AND BINGO CHIPS. EACH PLAYER MAY COVER THEIR FREE SPACE WITH A BINGO CHIP.

3. WHEN EVERYONE IS READY, HAVE ONE ADULT DRAW A CALLING CARD AND READ IT TO THE PLAYERS. EVERYONE MAY COVER THE CORRESPONDING ICON ON THEIR BOARDS WITH A BINGO CHIP.





4. CONTINUE DRAWING CALLING CARDS UNTIL ONE PLAYER GETS FIVE CHIPS IN A ROW (VERTICALLY, HORIZONTALLY OR DIAGONALLY). THAT PLAYER IS THE WINNER!









Mermaid BINGO








Free
Space









Mermaid BINGO








Free
Space










Mermaid BINGO







Free
Space









Mermaid BINGO






Free
Space








Mermaid BINGO








Free
Space








Mermaid BINGO



Free
Space









Mermaid BINGO

				
				
		Free Space		
				
				



Mermaid BINGO



Free
Space

