



Christmas Gift Exchange Game

WHAT YOU NEED:


- Dice
- Printable instructions
- Cardstock

HOW TO PLAY:


1. Print out the instructions on cardstock and place them in a visible location at the party.
2. Ask your guests to sit in a circle and place all the gifts in the center.
3. Let everyone pick a gift from the center of the circle and hold it in their lap.
4. Let each player take a turn rolling the dice and following the instructions for that number.
5. When a person unwraps their gift, they are out of the game and may not swap with anyone else.
6. Continue playing until everyone has unwrapped their present.



Christmas Gift Exchange Game




PASS ALL GIFTS TO THE LEFT




PASS ALL GIFTS TO THE RIGHT




TRADE YOUR GIFT WITH SOMEONE



OPEN YOUR GIFT



PICK SOMEONE TO OPEN THEIR GIFT



KEEP YOUR GIFT