

Valentine's Day


BINGO INSTRUCTIONS

1. CUT OUT THE CALLING CARDS AND THE BINGO CHIPS. FOLD THE CALLING CARDS IN HALF AND PLACE THEM IN A BOWL.
2. GIVE EACH CHILD A BOARD AND BINGO CHIPS. EACH PLAYER MAY COVER THEIR FREE SPACE WITH A BINGO CHIP.
3. WHEN EVERYONE IS READY, HAVE ONE ADULT DRAW A CALLING CARD AND SHOW IT TO THE PLAYERS. EVERYONE MAY COVER THE CORRESPONDING ICON ON THEIR BOARDS WITH A BINGO CHIP.
4. CONTINUE DRAWING CALLING CARDS UNTIL ONE PLAYER GETS FIVE CHIPS IN A ROW (VERTICALLY, HORIZONTALLY, OR DIAGONALLY). THAT PLAYER IS THE WINNER!






Valentine's Day BINGO



Free
Space





Valentine's Day BINGO

		Free Space		



Valentine's Day BINGO

		<p>Free Space</p>		




Valentine's Day BINGO




		Free Space		



Valentine's Day BINGO



Free
Space





Valentine's Day BINGO

		Free Space		



Valentine's Day BINGO


		Free Space		






Valentine's Day BINGO

		<p>Free Space</p>		

Valentine's Day BINGO





Free
Space






Valentine's Day BINGO



Free
Space





Valentine's Day BINGO

				
				
		<p>Free Space</p>		
				
				



Valentine's Day BINGO

				
				
		<p>Free Space</p>		
				
				

